



wrapco custom.

CUSTOM ONE & TWO COLOUR TISSUE DESIGN TEMPLATE

Finished sheet size: 500mm x 750mm | Document size (with bleed): 520mm x 770mm



Bleed Area: 2cm x 2cm

Make sure your artwork extends to fill the bleed area to avoid a white border. We require 1cm of bleed on each side




Trim Area

Your design will be trimmed along the dotted line to create a finished sheet size of 500mm x 750mm. Please make sure all the important parts of your design sit within this space.

PRINT CHECKLIST

Make sure you stick to these guidelines for the best results!



SIZE

Make your design 500 x 750mm then add an extra 10mm of bleed to each side of your design.



RESOLUTION

Photos should be at least 300dpi. Embed any images into your document. Save your artwork as a print ready PDF.



COLOUR

Specify the Pantone or CMYK colour. White is not counted as a colour. eg. orange & white design = 1 colour (orange) or orange, pink & white design = 2 colours (orange & pink)



PLEASE EXPORT AS A CMYK 'HIGH QUALITY PRINT' PDF FILE, NO CROP MARKS NEEDED

WWW.WRAPCO.COM.AU/CUSTOM-PRINTING